

Bastanis

Bastanis Atlas Loudspeakers



Wood Cutting Plan
and
Wiring Layout



Panel List

Visible wood is either all 25mm **Birch Ply** or all **MDF**

The Open Baffle triangular braces are 15mm (not 25mm)

The internal panels that create the chamber for the bass amplifiers are 6.5mm MDF

Note: diagrams are not drawn to scale

Open Baffles

Left & Right Open Baffle (25mm) 2 Pieces 1490mm x 400mm

Base (25mm) 2 Pieces 380mm x 380mm

Supports (15mm) 4 Supports cut from 2 Pieces 500mm x 265mm

Bass Cabinets

Front panels (25mm) 2 Pieces 550mm x 295mm

Rear panels (25mm) 2 Pieces 550mm x 295mm

Left Baffle (25mm) 1 Piece 600mm x 570mm

Right Baffle (25mm) 1 Piece 600mm x 570mm

Opposite to baffle (25mm) 2 Pieces 600mm x 570mm

Top & Bottom (25mm) 4 Pieces 570mm x 295mm

Amp Chamber top (6.5mm) 2 Pieces 111.5mm x 295mm

Amp Chamber back (6.5mm) 2 Pieces 250mm c 295mm

Open Baffles

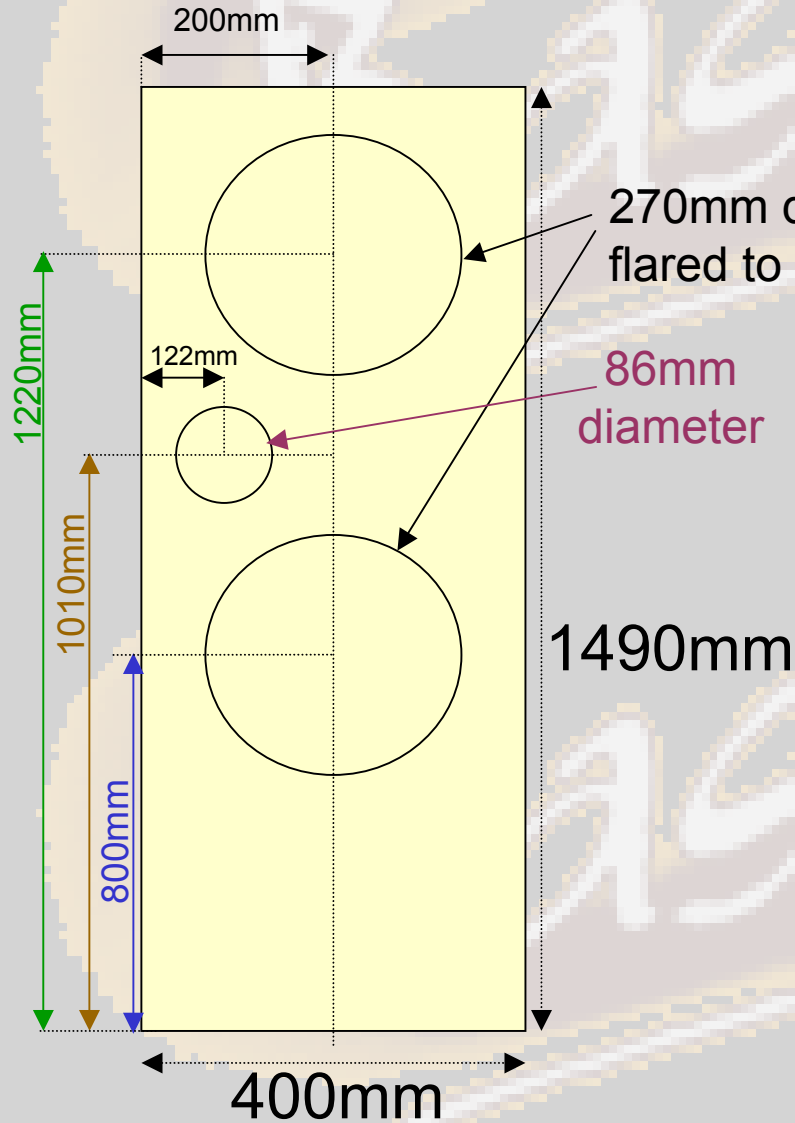
Left Baffle (25mm) 1 Piece 1490mm x 400mm

Right Baffle (25mm) 1 Piece 1490mm x 400mm


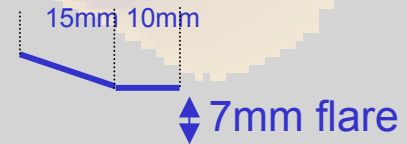
Base (25mm) 2 Pieces 380mm x 380mm

Supports (15mm) 4 Supports cut from 2 Pieces 500mm x 265mm

Open Baffle Left



270mm hole "flares" to 284mm for front 15mm



Open Baffles

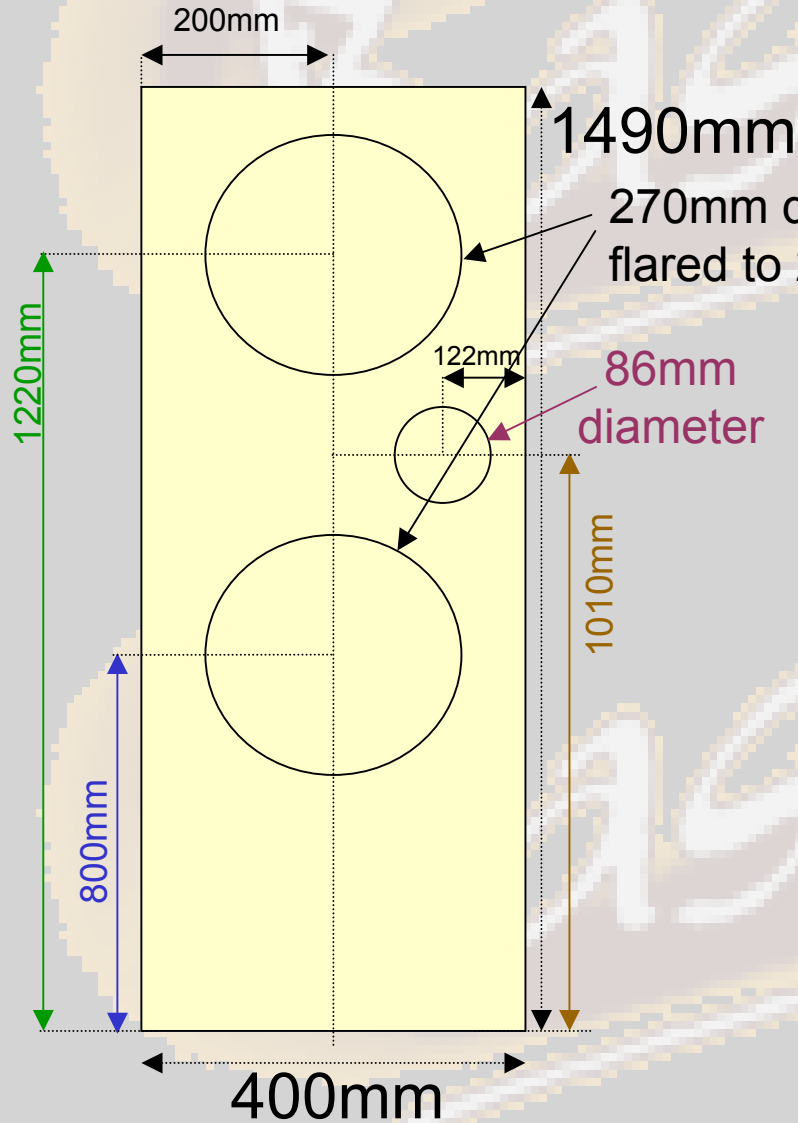
Left Baffle (25mm) 1 Piece 1490mm x 400mm

Right Baffle (25mm) 1 Piece 1490mm x 400mm


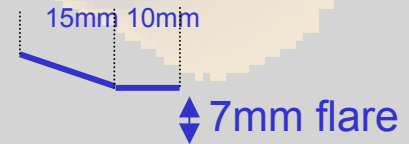
Base (25mm) 2 Pieces 380mm x 380mm

Supports (15mm) 4 Supports cut from 2 Pieces 500mm x 265mm

Open Baffle Right



270mm hole "flares" to 284mm for front 15mm



Open Baffles

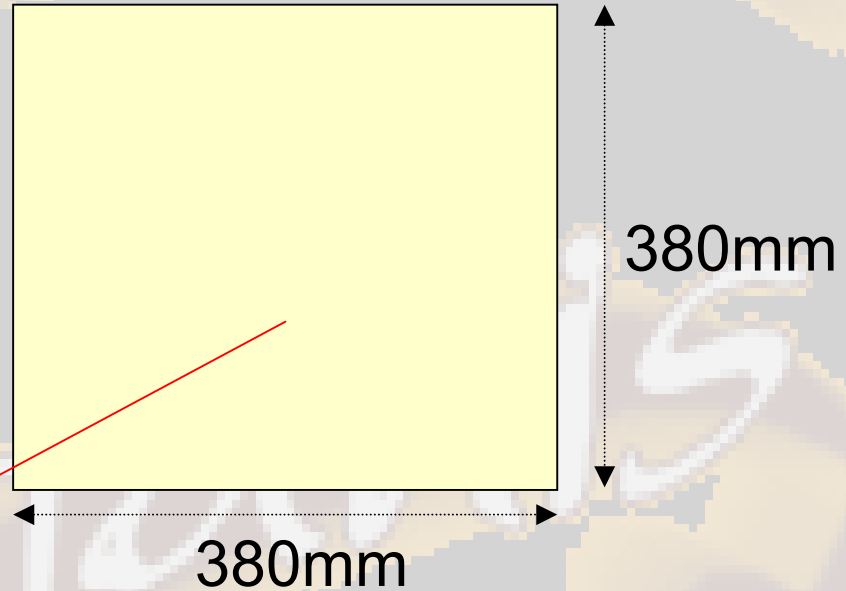
Left Baffle (25mm) 1 Piece 1490mm x 400mm

Right Baffle (25mm) 1 Piece 1490mm x 400mm

Base (25mm) 2 Pieces 380mm x 380mm

Supports (15mm) 4 Supports cut from 2 Pieces 500mm x 265mm

Open Baffle Base

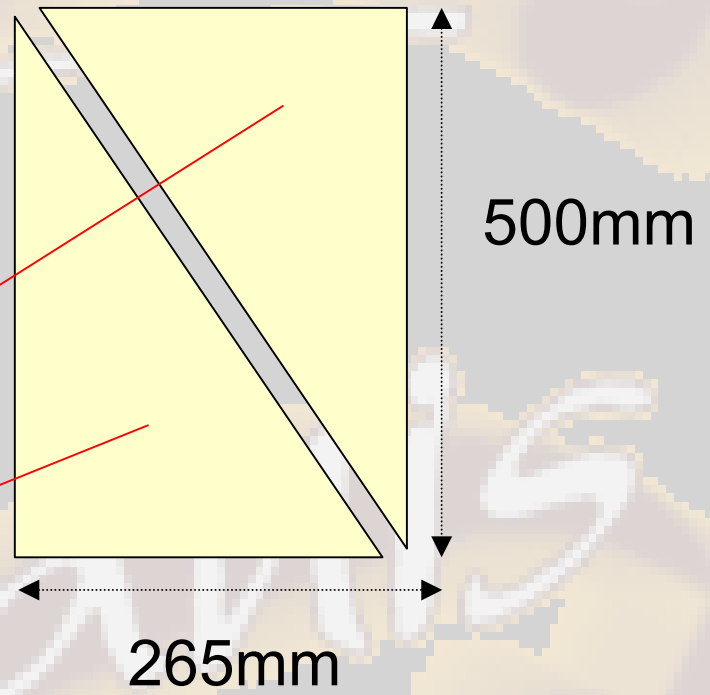


Open Baffles

- Left Baffle (25mm) 1 Piece 1490mm x 400mm
- Right Baffle (25mm) 1 Piece 1490mm x 400mm
- Base (25mm) 2 Pieces 380mm x 380mm

Open Baffle Supports

Supports (15mm) 4 Supports cut from 2 Pieces 500mm x 265mm



Note: supports on both sides of the baffle not shown in picture

Bass Cabinets

Front panels (25mm) 2 Pieces 550mm x 295mm

Rear panels (25mm) 2 Pieces 550mm x 295mm

Left Baffle (25mm) 1 Piece 600mm x 570mm

Right Baffle (25mm) 1 Piece 600mm x 570mm

Opposite to baffle (25mm) 2 Pieces 600mm x 570mm

Top & Bottom (25mm) 4 Pieces 570mm x 295mm

Amp Chamber top (6.5mm) 2 Pieces 111.5mm x 295mm

Amp Chamber back (6.5mm) 2 Pieces 250mm x 295mm

Bass Cabinet Front



550mm

295mm

Bass Cabinets

Front panels (25mm) 2 Pieces 550mm x 295mm

Rear panels (25mm) 2 Pieces 550mm x 295mm

Left Baffle (25mm) 1 Piece 600mm x 570mm

Right Baffle (25mm) 1 Piece 600mm x 570mm

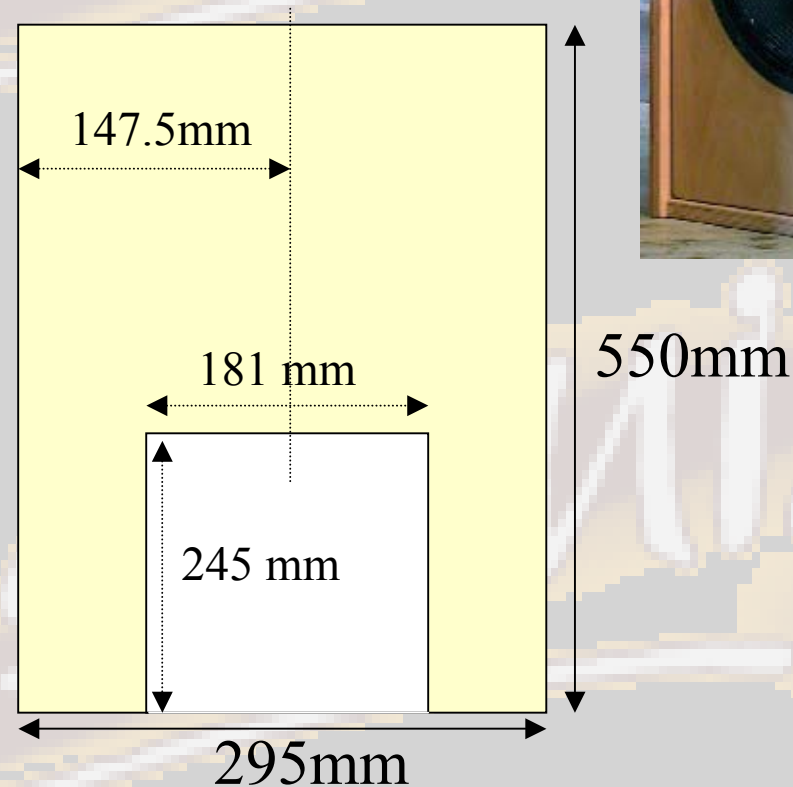
Opposite to baffle (25mm) 2 Pieces 600mm x 570mm

Top & Bottom (25mm) 4 Pieces 570mm x 295mm

Amp Chamber top (6.5mm) 2 Pieces 111.5mm x 295mm

Amp Chamber back (6.5mm) 2 Pieces 250mm x 295mm

Bass Cabinet Rear



Bass Cabinets

Front panels (25mm) 2 Pieces 550mm x 295mm

Rear panels (25mm) 2 Pieces 550mm x 295mm

Left Baffle (25mm) 1 Piece 600mm x 570mm

Right Baffle (25mm) 1 Piece 600mm x 570mm

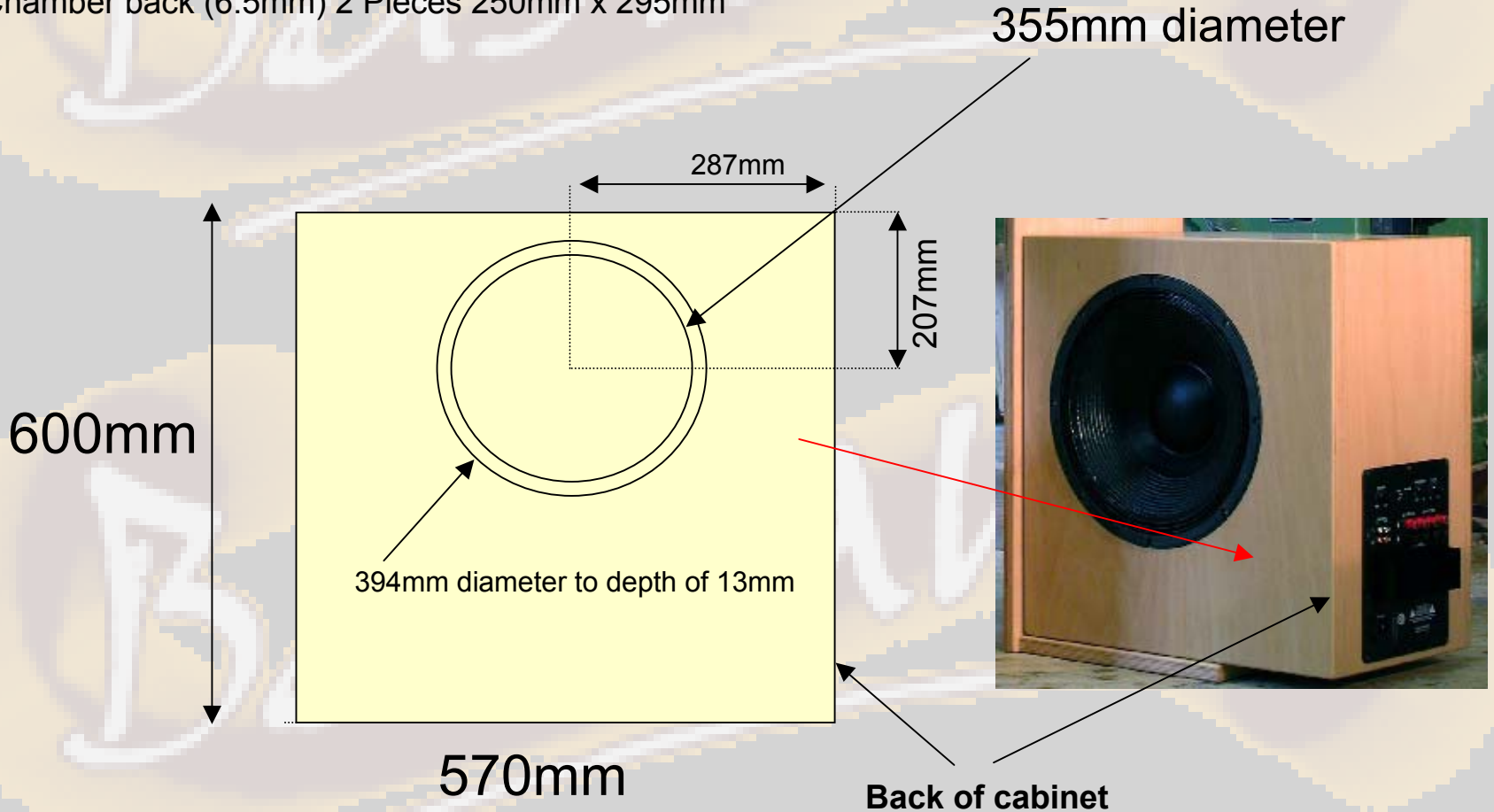
Opposite to baffle (25mm) 2 Pieces 600mm x 570mm

Top & Bottom (25mm) 4 Pieces 570mm x 295mm

Amp Chamber top (6.5mm) 2 Pieces 111.5mm x 295mm

Amp Chamber back (6.5mm) 2 Pieces 250mm x 295mm

Bass Cabinet Left Baffle



Bass Cabinets

Front panels (25mm) 2 Pieces 550mm x 295mm

Rear panels (25mm) 2 Pieces 550mm x 295mm

Left Baffle (25mm) 1 Piece 600mm x 570mm

Right Baffle (25mm) 1 Piece 600mm x 570mm

Opposite to baffle (25mm) 2 Pieces 600mm x 570mm

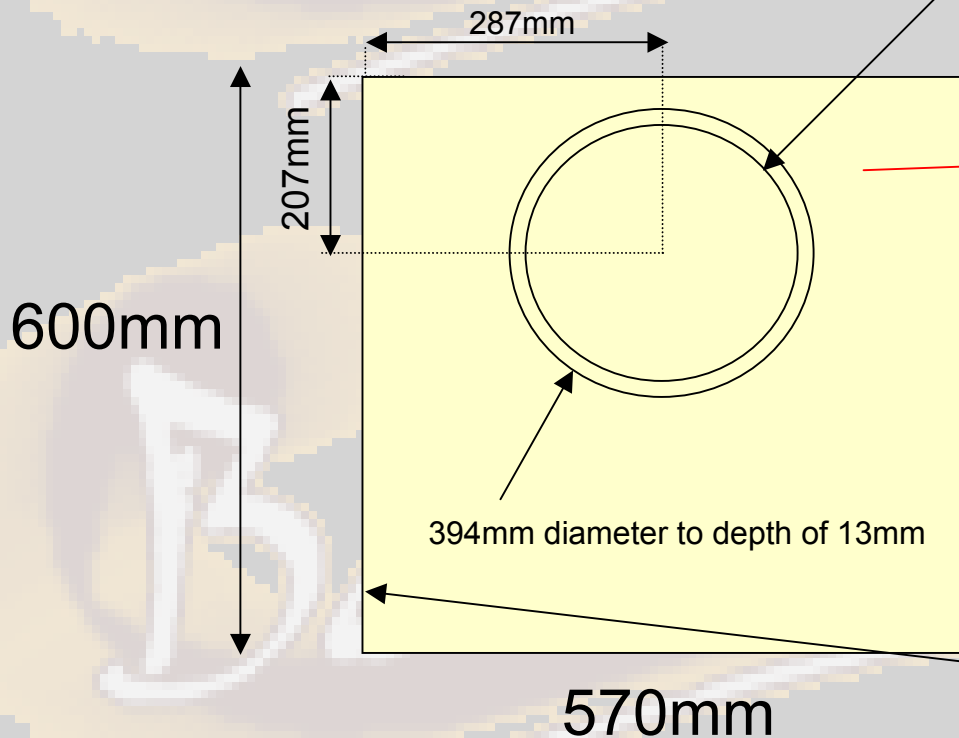
Top & Bottom (25mm) 4 Pieces 570mm x 295mm

Amp Chamber top (6.5mm) 2 Pieces 111.5mm x 295mm

Amp Chamber back (6.5mm) 2 Pieces 250mm x 295mm

Bass Cabinet Right Baffle

355mm diameter



Bass Cabinets

Front panels (25mm) 2 Pieces 550mm x 295mm

Rear panels (25mm) 2 Pieces 550mm x 295mm

Left Baffle (25mm) 1 Piece 600mm x 570mm

Right Baffle (25mm) 1 Piece 600mm x 570mm

Opposite to baffle (25mm) 2 Pieces 600mm x 570mm


Top & Bottom (25mm) 4 Pieces 570mm x 295mm

Amp Chamber top (6.5mm) 2 Pieces 111.5mm x 295mm

Amp Chamber back (6.5mm) 2 Pieces 250mm x 295mm

Bass Cabinet **Opposite to Baffle**

600mm



570mm



Bass Cabinets

Front panels (25mm) 2 Pieces 550mm x 295mm

Rear panels (25mm) 2 Pieces 550mm x 295mm

Left Baffle (25mm) 1 Piece 600mm x 570mm

Right Baffle (25mm) 1 Piece 600mm x 570mm

Opposite to baffle (25mm) 2 Pieces 600mm x 570mm

Top & Bottom (25mm) 4 Pieces 570mm x 295mm

Amp Chamber top (6.5mm) 2 Pieces 111.5mm x 295mm

Amp Chamber back (6.5mm) 2 Pieces 250mm x 295mm

Bass Cabinet Top and Bottom

295mm



600mm



Bass Cabinets

Front panels (25mm) 2 Pieces 550mm x 295mm

Rear panels (25mm) 2 Pieces 550mm x 295mm

Left Baffle (25mm) 1 Piece 600mm x 570mm

Right Baffle (25mm) 1 Piece 600mm x 570mm

Opposite to baffle (25mm) 2 Pieces 600mm x 570mm

Top & Bottom (25mm) 4 Pieces 570mm x 295mm

Amp Chamber top (6.5mm) 2 Pieces 111.5mm x 295mm

Amp Chamber back (6.5mm) 2 Pieces 250mm x 295mm

Bass Cabinet **Internal Chamber for** **Bass Amplifiers**


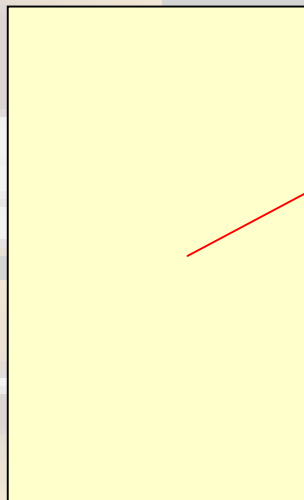



Photo of
Prometheus bass



295mm

111.5mm



295mm

250mm

Wiring Layout

